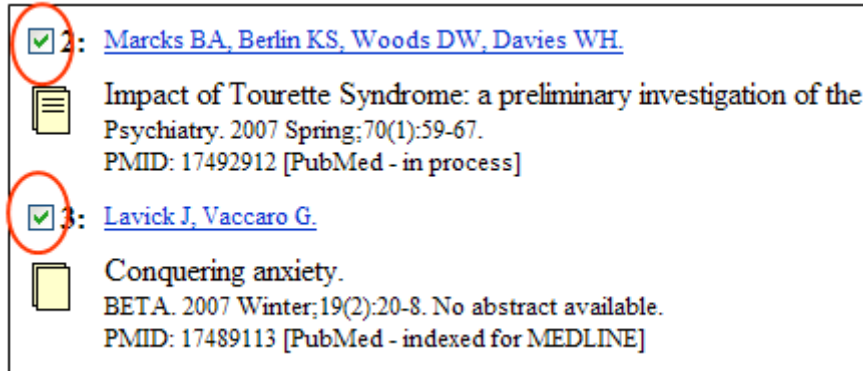


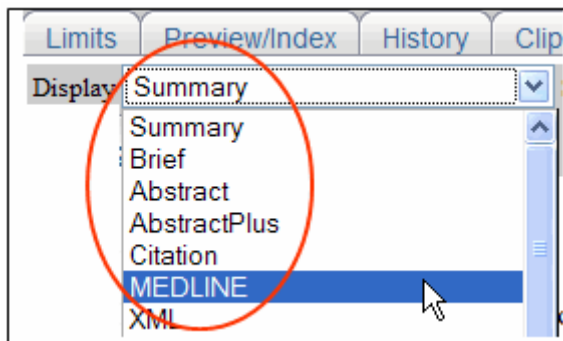
## Importing Citations from PubMed



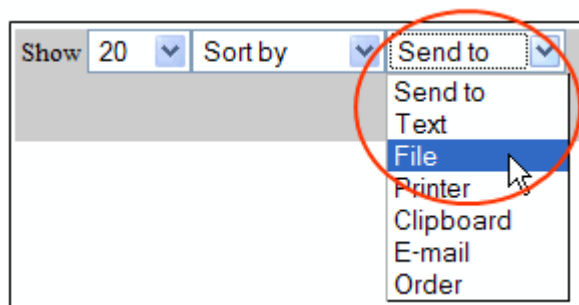
1. In your search results, use the citation check boxes to select citations. If you do not make any selections, PubMed will select all citations on the current page.



2. From the **Display** menu, select **MEDLINE**. A new web page will open, showing the citations in EndNote format for the selected articles.



3. From the **Send to** menu, select **File**. If the Save To dialog box opens, choose **Save to Disk**. PubMed should save the text file with the title **pubmed-result.txt**.



4. Import this file into EndNote using the PubMed filter.