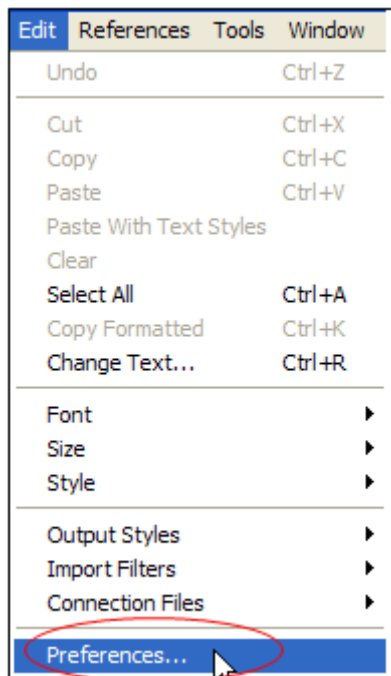
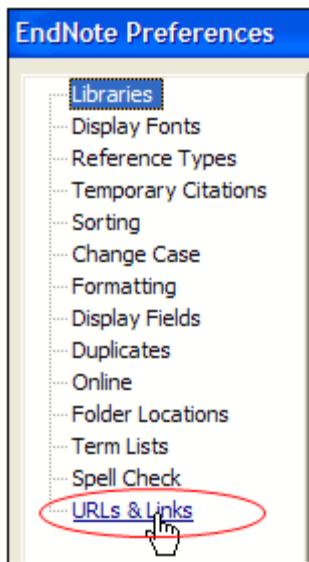


Accessing USU Full-Text Status for Your Citations in EndNote

1. From the **Edit** menu, choose **Preferences**.



2. Click **URL & Links**.



3. Paste the following URL in the **OpenURL Path** text box:
<http://XZ6KG9RB2J.search.serialssolutions.com/>.

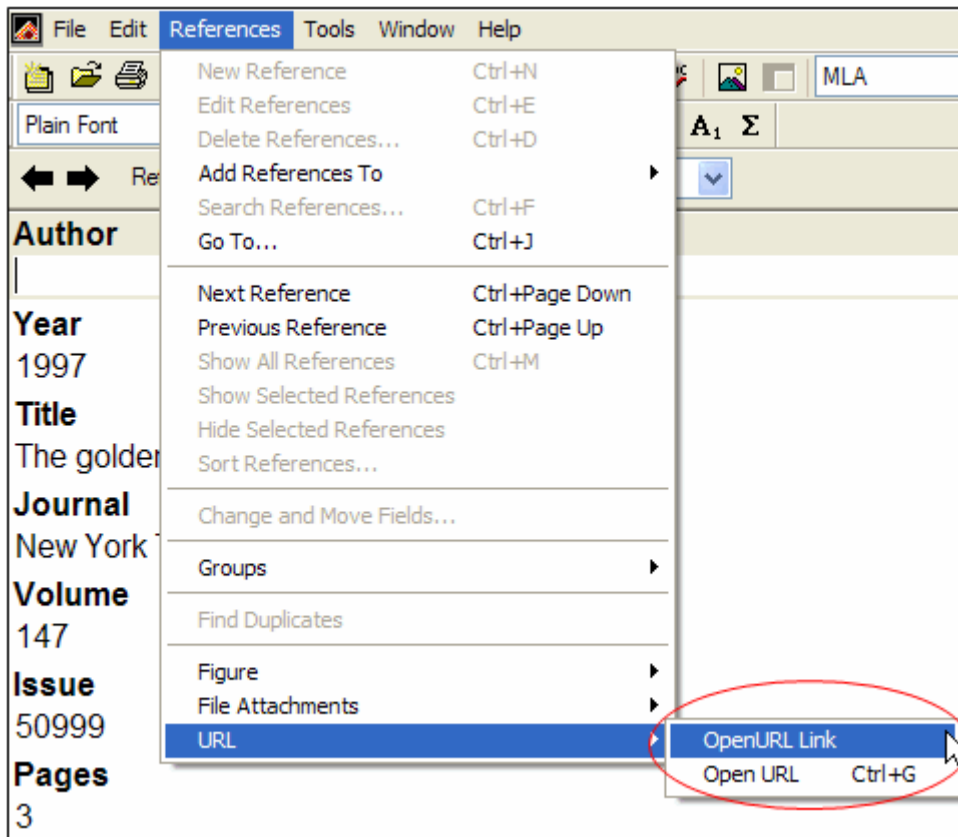
For more help:

Phone 797-2678 ■ Email library.help@usu.edu

IM Yahoo: usulibrary ■ AIM: usulibraries ■ MSN: usulibrary@hotmail.com



4. Click **OK**.
5. Open a record for a citation by double-clicking on the citation within a library.
6. From the **References** menu, point to **URL** and choose **OpenURL Link**.



7. A browser window will open, containing links to the full-text of the article if it is available electronically or links to the online catalog to investigate whether we have a print subscription to the journal.

Step 1 - Article is Available Online Here:		
Coverage Range	Links to content	Resource
09/14/1857 - 12/31/2004	Journal	ProQuest Historical Newspapers
06/01/1980 - present	Article Journal	LexisNexis Academic
06/01/1980 - present	Article Journal	ProQuest Newsstand (Complete)

For more help:

Phone 797-2678 ■ **Email** library.help@usu.edu

IM Yahoo: usulibrary ■ AIM: usulibraries ■ MSN: usulibrary@hotmail.com