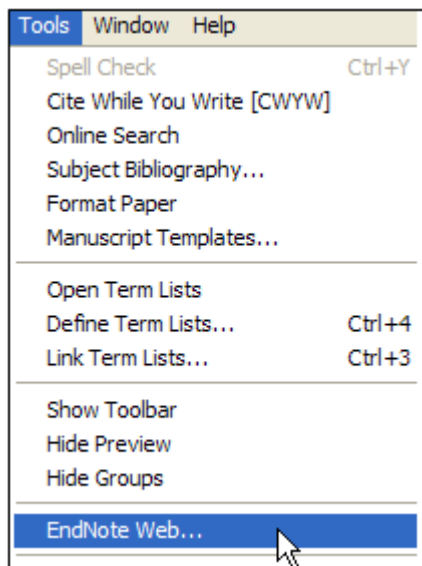


Transferring Citations Between EndNote and EndNote Web

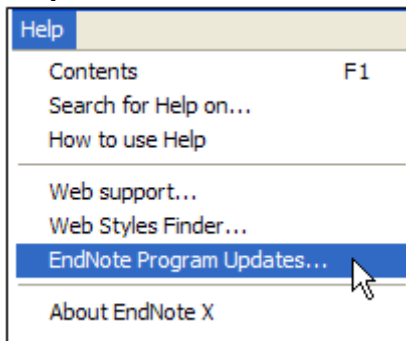


Citations can be transferred from EndNote Web to EndNote and vice versa. Transfers are completed from EndNote X.

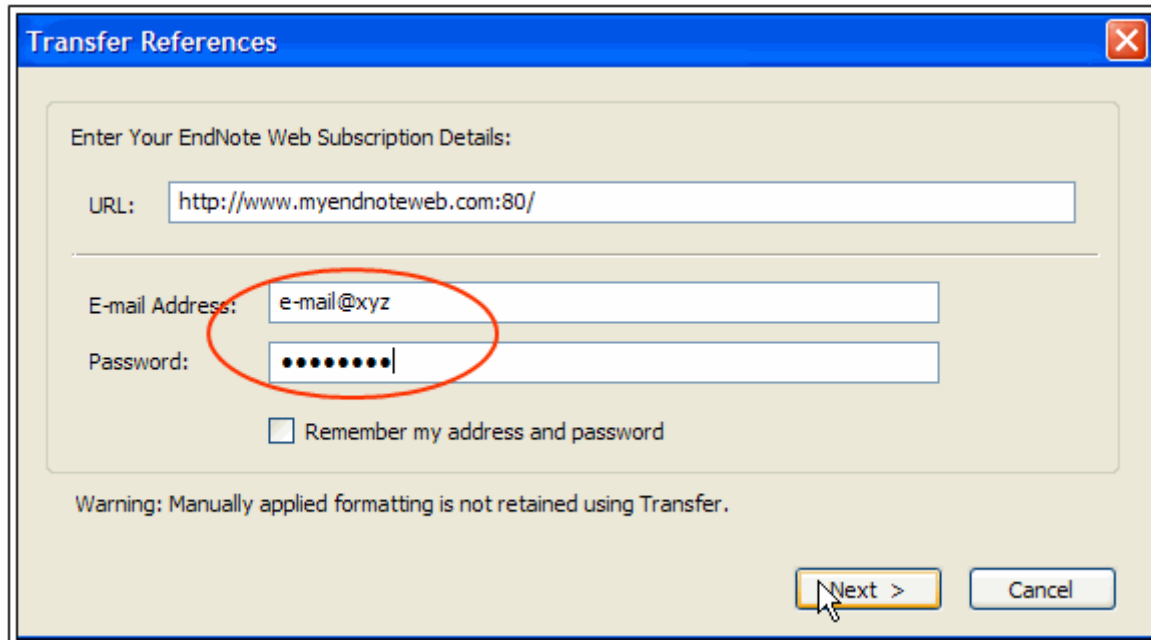
1. Click **Tools** on the menu bar and choose **EndNote Web**.



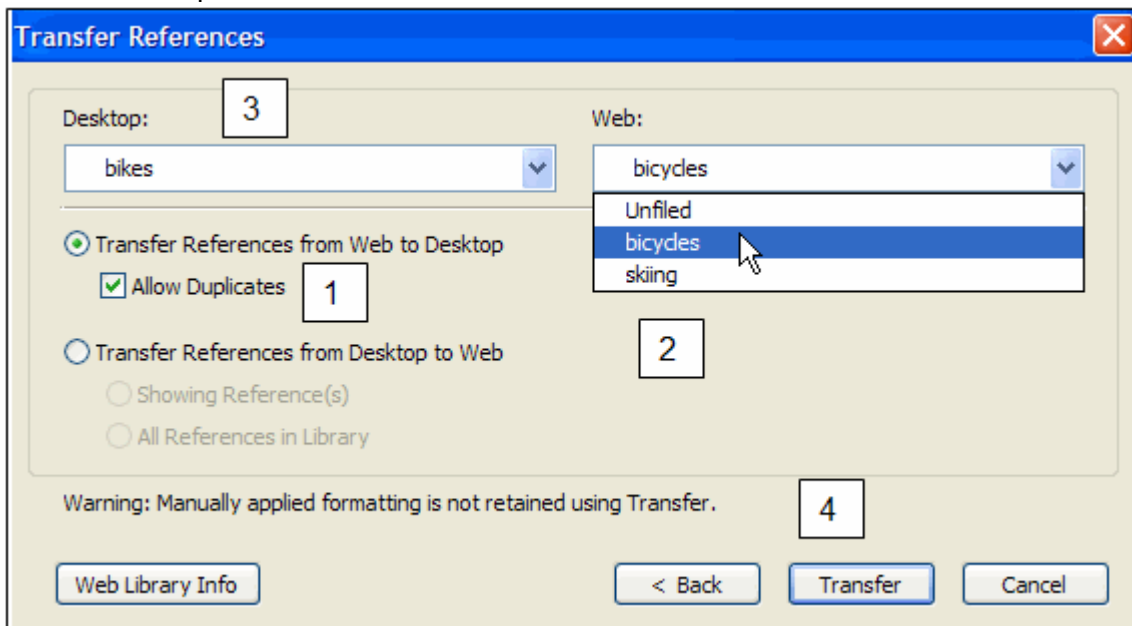
If you do not see the option to **EndNote Web**, you need to install EndNote X updates. Click **Help** on the menu bar and choose **EndNote Program Updates**.



2. Enter your EndNote Web e-mail and password and click **Next**. The EndNote URL should be automatically filled in.



3. You have the option to transfer citations from EndNote Web to EndNote or vice versa.



1. Choose whether you want to transfer references from EndNote Web to your EndNote desktop program or from EndNote desktop to EndNote Web. In this example, we will transfer files from EndNote Web to EndNote X.

2. Choose the folder on EndNote Web from which you want to transfer files.

3. Choose the EndNote X library into which you want to transfer files. **Note:** Only currently

open libraries will be available.

4. Click **Transfer**.

When transferring citations from EndNote X to EndNote Web, you have the option of transferring the "Showing references" or All References in Library." If you only want to transfer specific references, run a search in EndNote X so that only references matching your keywords appear in the library.

4. You will receive a confirmation detailing the number of files that were successfully transferred. Click **OK**.

